

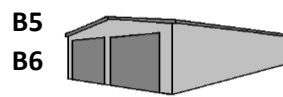
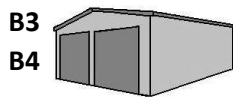
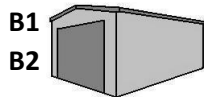


Shepparton: 03 5831 5411

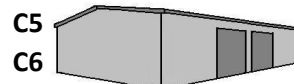
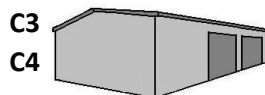
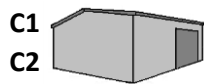
Fax: 03 5831 2876

Email: rodney@seniorsteel.com.au**Specials List**

Valid until: 31st March 2016

ECONO SHED RANGE**Purlin Frame (Riviera) Design****Colorbond®****Standard Garage with Gable Fit Roller Doors**

Code	Width	Length	Height	Bays	Zincalume	ZLR/CBW	Colorbond
B1	3.500	X 6.000	X 2.400	2	\$2,904	\$3,344	\$3,498
B3	6.000	X 6.000	X 2.400	2	\$3,993	\$4,565	\$4,829
B4	6.000	X 7.000	X 2.700	2	\$4,532	\$5,236	\$5,566
B5	6.000	X 10.500	X 2.700	3	\$5,324	\$6,149	\$6,611

Standard Workshop with Side Fit Roller Doors

Code	Width	Length	Height	Bays	Zincalume	Z/L - C/B	Colorbond
C1	6.000	X 6.000	X 2.400	2	\$3,476	\$3,993	\$4,257
C5	6.000	X 14.400	X 3.000	4	\$6,996	\$8,107	\$8,734

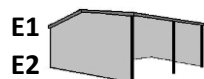
Optional Extras

Personal Access Door - 820 x 2040

\$330

\$330

\$330

Open Rural Shed

Code	Width	Length	Height	Bays	Zincalume	Z/L - C/B	Colorbond
E1	6.000	X 6.000	X 3.000	2	\$3,091	\$3,542	\$3,806
E5	6.000	X 14.400	X 3.000	4	\$5,302	\$5,973	\$6,600

Delivery Charge

POA

All prices include G.S.T.