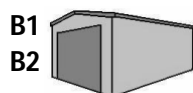
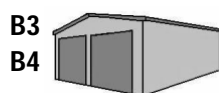
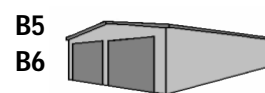




Kinglake: 03 5786 5411

Shepparton: 03 5831 5411

Fax: 03 5831 2876

Email: rodney@seniorsteel.com.au**PRICE LIST****Valid until****30/11/2009****Standard Garage with Gable Fit Roller Doors****B1**
B2**B3**
B4**B5**
B6**B7**
B8

Code	Width	Length	Height	Bays	Colorbond
B1	3.500	X 6.000	X 2.400	2	\$4,180
B1	3.500	X 6.000	X 2.700	2	\$4,400
B1	3.500	X 6.000	X 3.000	2	\$4,620
B2	3.500	X 7.000	X 2.400	2	\$4,510
B2	3.500	X 7.000	X 2.700	2	\$4,730
B2	3.500	X 7.000	X 3.000	2	\$4,950
B3	6.000	X 6.000	X 2.400	2	\$5,830
B3	6.000	X 6.000	X 2.700	2	\$6,160
B3	6.000	X 6.000	X 3.000	2	\$6,490
B4	6.000	X 7.000	X 2.400	2	\$6,160
B4	6.000	X 7.000	X 2.700	2	\$6,490
B4	6.000	X 7.000	X 3.000	2	\$6,930
B5	6.000	X 9.000	X 2.400	2	\$6,820
B5	6.000	X 9.000	X 2.700	2	\$7,150
B5	6.000	X 9.000	X 3.000	2	\$7,590
B6	6.000	X 10.500	X 2.400	2	\$7,370
B6	6.000	X 10.500	X 2.700	2	\$7,810
B6	6.000	X 10.500	X 3.000	2	\$8,250
B7	7.000	X 9.000	X 2.400	2	\$7,590
B7	7.000	X 9.000	X 2.700	2	\$7,920
B7	7.000	X 9.000	X 3.000	2	\$8,360
B8	7.000	X 12.000	X 2.400	3	\$8,800
B8	7.000	X 12.000	X 2.700	3	\$9,350
B8	7.000	X 12.000	X 3.000	3	\$9,900

Optional Extras

Downpipes - 100 x 50 \$90

Skylight to suit 3.500 wide Garage \$50

Skylight to suit 6.000 wide Garage \$100

Access Door - 820 x 2040 \$410

Engineering Certificate and Documentation \$200

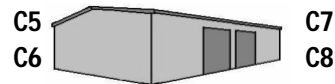
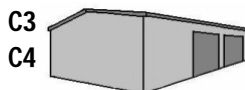
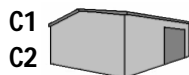
All prices include G.S.T.



Kinglake: 03 5786 5411

Shepparton: 03 5831 5411

Fax: 03 5831 2876

Email: rodney@seniorsteel.com.au**PRICE LIST****Valid until****30/11/2009****Standard Workshop with Side Fit Roller Doors**

Code	Width		Length		Height		Colorbond
C1	6.000	X	6.000	X	2.400	2	\$5,170
C1	6.000	X	6.000	X	2.700	2	\$5,390
C1	6.000	X	6.000	X	3.000	2	\$5,610
C2	6.000	X	7.000	X	2.400	2	\$5,610
C2	6.000	X	7.000	X	2.700	2	\$5,830
C2	6.000	X	7.000	X	3.000	2	\$6,050
C3	6.000	X	9.000	X	2.400	3	\$6,930
C3	6.000	X	9.000	X	2.700	3	\$7,370
C3	6.000	X	9.000	X	3.000	3	\$7,700
C4	6.000	X	10.500	X	2.400	3	\$7,370
C4	6.000	X	10.500	X	2.700	3	\$7,810
C4	6.000	X	10.500	X	3.000	3	\$8,250
C5	6.000	X	12.000	X	2.400	4	\$7,920
C5	6.000	X	12.000	X	2.700	4	\$8,470
C5	6.000	X	12.000	X	3.000	4	\$8,910
C6	6.000	X	14.000	X	2.400	4	\$8,800
C6	6.000	X	14.000	X	2.700	4	\$9,350
C6	6.000	X	14.000	X	3.000	4	\$9,790
C7	7.000	X	12.000	X	2.400	4	\$9,020
C7	7.000	X	12.000	X	2.700	4	\$9,460
C7	7.000	X	12.000	X	3.000	4	\$10,010
C8	7.000	X	14.000	X	2.400	4	\$9,680
C8	7.000	X	14.000	X	2.700	4	\$10,230
C8	7.000	X	14.000	X	3.000	4	\$10,780

Optional Extras

Downpipes - 100 x 50 rectangle

Nett \$90

Skylight to suit Workshop

Nett \$100

Access Door - 820 x 2040

Nett \$410

Engineering Certificate and Documentation

Nett \$200

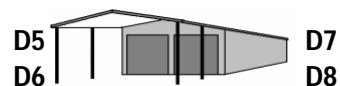
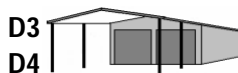
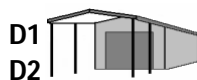
All prices include G.S.T.



Kinglake: 03 5786 5411

Shepparton: 03 5831 5411

Fax: 03 5831 2876

Email: rodney@seniorsteel.com.au**PRICE LIST****Valid until****30/11/2009****2 Bay Garaport**

Code	Width	Length	Height	Colorbond
D1	3.500	X 12.000	X 2.400	\$5,720
D1	3.500	X 12.000	X 2.700	\$5,940
D1	3.500	X 12.000	X 3.000	\$6,160
D2	3.500	X 14.000	X 2.400	\$6,050
D2	3.500	X 14.000	X 2.700	\$6,380
D2	3.500	X 14.000	X 3.000	\$6,600
D3	6.000	X 12.000	X 2.400	\$8,140
D3	6.000	X 12.000	X 2.700	\$8,690
D3	6.000	X 12.000	X 3.000	\$8,910
D4	6.000	X 14.000	X 2.400	\$9,130
D4	6.000	X 14.000	X 2.700	\$8,580
D4	6.000	X 14.000	X 3.000	\$8,910
D5	6.000	X 15.000	X 2.400	\$8,690
D5	6.000	X 15.000	X 2.700	\$9,130
D5	6.000	X 15.000	X 3.000	\$9,460
D6	6.000	X 17.500	X 2.400	\$9,240
D6	6.000	X 17.500	X 2.700	\$9,680
D6	6.000	X 17.500	X 3.000	\$10,010
D7	7.000	X 15.000	X 2.400	\$9,570
D7	7.000	X 15.000	X 2.700	\$9,900
D7	7.000	X 15.000	X 3.000	\$10,560
D8	7.000	X 17.500	X 2.400	\$10,120
D8	7.000	X 17.500	X 2.700	\$10,560
D8	7.000	X 17.500	X 3.000	\$11,220

Optional Extras

Downpipes - 100 x 50 rectangle	Nett	\$90
Skylight to suit 3.500 wide Garaport	Nett	\$50
Skylight to suit 6.000 wide Garaport	Nett	\$100
Access Door - 820 x 2040	Nett	\$410
Engineering Certificate and Documentation	Nett	\$200

All prices include G.S.T.



Kinglake: 03 5786 5411

Shepparton: 03 5831 5411

Fax: 03 5831 2876

Email: rodney@seniorsteel.com.au**PRICE LIST****Valid until****30/11/2009****Open Rural Shed**

Code	Width	Length	Height	Colorbond	
E1	6.000	X 6.000	X 2.400	2	\$4,840
E1	6.000	X 6.000	X 2.700	2	\$4,950
E1	6.000	X 6.000	X 3.000	2	\$5,170
E2	6.000	X 7.000	X 2.400	2	\$5,280
E2	6.000	X 7.000	X 2.700	2	\$5,500
E2	6.000	X 7.000	X 3.000	2	\$5,610
E3	6.000	X 9.000	X 2.400	3	\$5,610
E3	6.000	X 9.000	X 2.700	3	\$5,830
E3	6.000	X 9.000	X 3.000	3	\$6,490
E4	6.000	X 10.500	X 2.400	3	\$6,050
E4	6.000	X 10.500	X 2.700	3	\$6,380
E4	6.000	X 10.500	X 3.000	3	\$6,600
E5	6.000	X 12.000	X 2.400	4	\$6,820
E5	6.000	X 12.000	X 2.700	4	\$7,150
E5	6.000	X 12.000	X 3.000	4	\$7,370
E6	6.000	X 14.000	X 2.400	4	\$7,480
E6	6.000	X 14.000	X 2.700	4	\$7,810
E6	6.000	X 14.000	X 3.000	4	\$8,140
E7	7.000	X 12.000	X 2.400	4	\$7,700
E7	7.000	X 12.000	X 2.700	4	\$8,030
E7	7.000	X 12.000	X 3.000	4	\$8,360
E8	7.000	X 16.000	X 2.400	4	\$9,240
E8	7.000	X 16.000	X 2.700	4	\$9,570
E8	7.000	X 16.000	X 3.000	4	\$9,900

Optional Extras

Downpipes - 100 x 50 rectangle

Nett \$90

Skylight to suit Open Rural Shed

Nett \$100

Access Door - 820 x 2040

Nett \$410

Engineering Certificate and Documentation

Nett \$200

All prices include G.S.T.